



How to Get to J CITY Theater

J CITY Theater is accessible by taking the PATH train from either World Trade Center to Grove Street Station (Newark train), World Train Center to Pavonia/Newport Station (Hoboken train) or the stations along the 33rd Street line to either Grove Street or Pavonia/Newport Stations (on the Journal Square train).

33rd Street Station (Journal Square Train)

Weekday service runs every 5 minutes.

Saturday service runs every 15 minutes and runs through Hoboken first (adds 10 minutes).

MAP 1

The commute from 33rd Street Station to Grove Street Station takes about 20 minutes. The walk from Grove Street through the historic neighborhoods to J CITY Theater at Hamilton Park takes about 15 minutes.

MAP 2

Alternately, you can stop at the Pavonia/Newport Station (one station prior to Grove Street) and walk through the Newport Centre Mall to J CITY Theater. The walk through the Newport Centre Mall to J CITY Theater takes about 15 minutes.

World Trade Center Station (Newark or Hoboken Trains)

Weekday service runs every 4-5 minutes.

Saturday service runs every 15 minutes.

MAP 1

The commute (riding time) from WTC Station to Grove Street Station (Newark train) takes about 10 minutes. The walk from Grove Street to J CITY Theater remains the same (unless you have the power to fold time and space).

Use the exit nearer to the middle of the platform at Grove Street Station. Remember to exit the Station using the escalator.

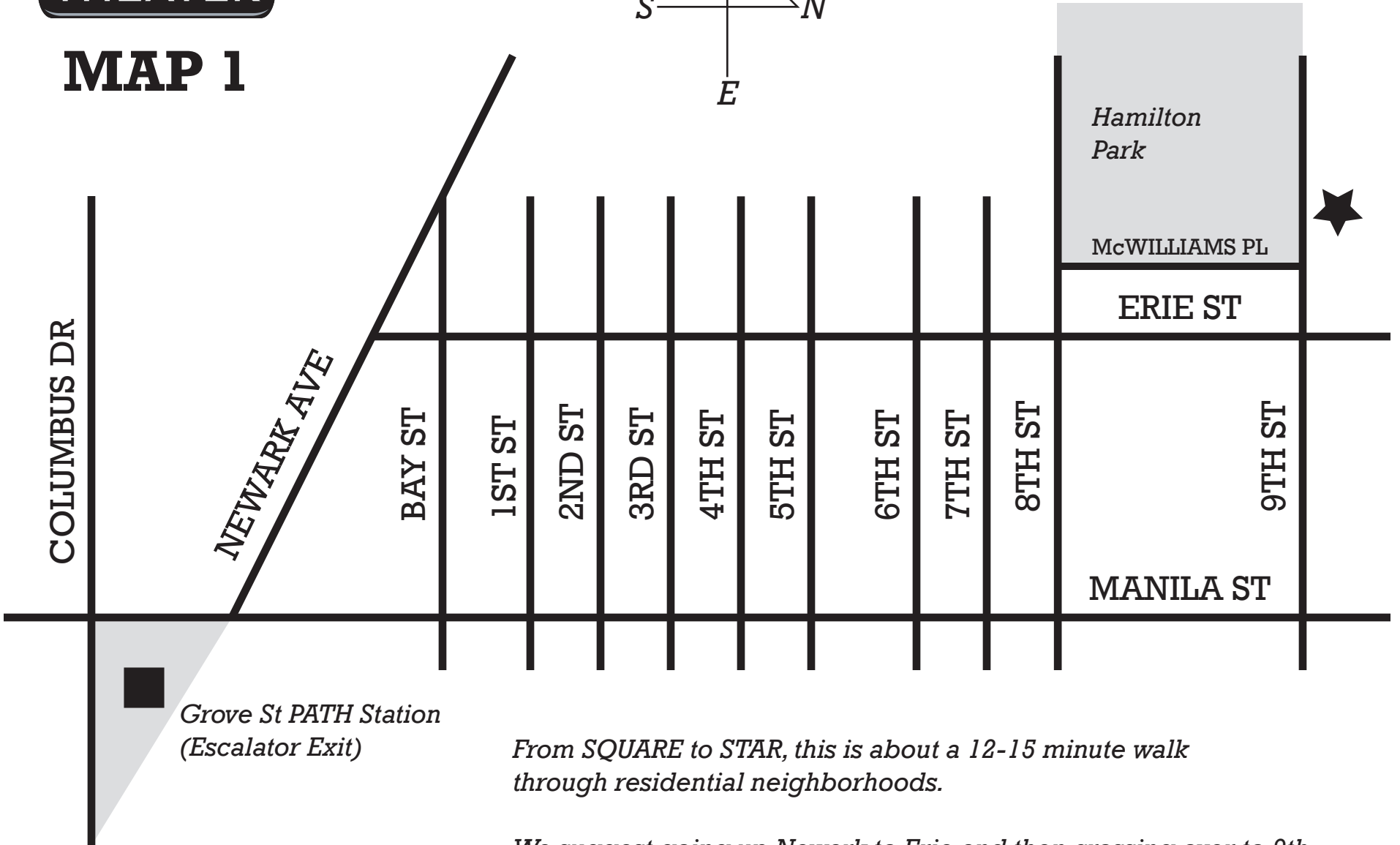
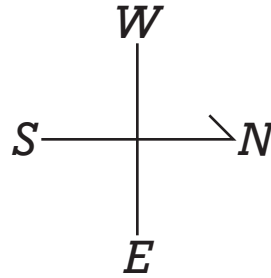
MAP 2

The commute (riding time) from WTC Station to Pavonia/Newport Station (Hoboken train) takes about 10 minutes. The walk through Newport Centre Mall to J CITY Theater remains the same (unless you desperately need that Cinnabon).

Use the platform exit at the front end of Pavonia/Newport Station. When you exit the Station, take the left-hand sidewalk towards the street intersection. This will lead you towards the *Passageway to Newport Centre Mall*.



MAP 1



Grove St PATH Station
(Escalator Exit)

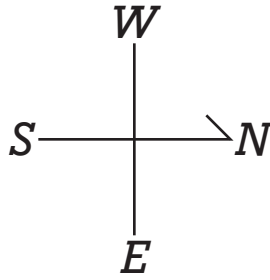
From SQUARE to STAR, this is about a 12-15 minute walk through residential neighborhoods.

We suggest going up Newark to Erie and then crossing over to 9th.

The J CITY Theater entrance is to the left of the main church doors, through the gate and down the stairs. Our banner hangs above.



MAP 2



From SQUARE to STAR, this is about a 15-18 minute walk through businesses and Newport Centre Mall.

The J CITY Theater entrance is to the left of the main church doors, through the gate and down the stairs. Our banner hangs above.

